




Argo[®]

“AT” SERIES
ELECTRIC BOILERS

COMMERCIAL / RESIDENTIAL



“AT” Series Electric Boilers

Absolute Efficiency – Total Comfort!

- 100% Fuel Efficient
- 2 Element Boiler Available in 4 sizes 6kw - 12kw
- 4 Element Boiler Available in 4 sizes 12kw - 24kw
- Available as a 2 Pc. Modular Boiler Configuration to support up to 40kw
- Proven One-Piece Cast Iron Heat Exchanger

ARGO "AT" Series Electric Boilers

Absolute Efficiency – Total Comfort!

Not only is the Argo "AT" Series Electric Boiler 100% efficient, with operating temperatures from 90°F to 180°F, it's ideal for both low temperature radiant systems and standard hydronic heating in both residential and commercial applications!

■ 2 or 4 Element Configuration & Modular Boiler Configuration

Designed for maximum versatility, the Argo "AT" Series features a 2 Element boiler available in four capacities from 6 kw to 12kw and a 4 Element boiler available in four capacities from 12kw to 24kw. The Argo "AT" Series can also increase its' capacity to 40kw by "stacking" two boilers together in a Modular Boiler Configuration.

■ Microprocessor Based Control Board

The "AT" features an advanced Microprocessor Control which safely and efficiently controls the elements. Elements energize individually, with additional elements energizing as needed depending on demand. The start-up element is rotated so run time is balanced across all elements promoting longevity.


The "AT" Series utilizes a sensor connected to a probe in an immersion well to determine demand. This configuration relays water temperature back to the control board allowing the unit to efficiently maintain steady, even heat using only the elements necessary to satisfy demand. Thus the "AT" Boiler avoids the constant peaks and valleys experienced by others relying on a timer system resulting in short-cycling of the elements that wastes energy and costs the user more in electricity.

■ Installation, Operation and Maintenance


The Argo "AT" Series features - Diagnostic Indicator Lights, a 30 Second Pre-Purge, an Adjustable Temperature Set Point and Differential and a factory installed Circulator Relay plus on board power for an External System Circulator. Optional components such as Low Water Cut Off, Flow Switch, etc. are easily added via connections on the control board. The "AT" is available in one compact cabinet size for ease of installation. Safety features include Operating Limits with Back-Up, Redundant Relays Per Element and Audible Alarms/Fault Codes.

■ Reliability

The Argo "AT" Series Electric Boiler features a one piece cast iron heat exchanger and a 20 Year Heat Exchanger Warranty.



4 Element Electric Boiler



Control Board – 4 Element Boiler

Operating Temperature Control – Adjustable from 90°F to 180°F with a fixed 200°F high limit.

Operating Temperature Differential Control – Adjustable range +/-4°F to +/-20°F

Additional contacts for optional low water cut-off and flow switch controls

RTD Sensor

Safety Switch (Green) – LED is lit when there are no safety faults

Power to Control Board

Power to Elements

Circulator terminal contacts

Ground Connector Lug

Circulator LED - indicates operation when lit

Neutral Terminal Block

Cabinet interior and exterior features durable baked-on enamel finish.

Self-diagnostic LED indicator - provides error code messages to identify any malfunctions and provide quick resolution.

"AT" SERIES ELECTRIC BOILERS

COMMERCIAL / RESIDENTIAL



FLOW RATES

"AT" SERIES - 2 ELEMENT BOILER


KW Capacity	Minimum Flow Rate (GPM)*
6	2.0
8	2.7
10	3.4
12	4.1

"AT" SERIES - 4 ELEMENT BOILER

KW Capacity	Minimum Flow Rate (GPM)*
12	4.1
16	5.5
20	6.8
24	8.2

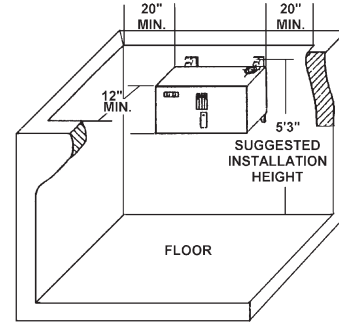
*Flow Rate based on 20° ΔT

"AT" SERIES BOILER DIMENSIONS



Dimensions					Inlet & Outlet Pipe Size	Approx Shipping Weight	
A	B	C	D	E		2 Element	4 Element
14 ⁵ / ₈ "	18 ⁵ / ₈ "	9 ¹ / ₃₂ "	14 ³ / ₈ "	16 ¹⁵ / ₃₂ "	1 ¹ / ₄ " NPT	62lbs	70lbs

BOILER LOCATION & CLEARANCE DIMENSIONS



"AT" SERIES - 2 ELEMENT BOILER

Model	Boiler Size Nominal (KW)	Operating Voltage (AC)	Net Heat Output BTU/Hr	Power Input Watts	Total Heating Element Amps	Number Of Elements	Element Size (Watts)	Maximum Amperage Per Leg (1)	Suggested Wire Size (AWG)(2)(3)	Suggested Breaker (Amps)(3)
AT0623	6	240	20,472	6,000	25.0	2	3,000	31.0	8	40
AT0824	8	240	27,296	8,000	33.3	2	4,000	39.3	6	50
AT1025	10	240	34,120	10,000	41.7	2	5,000	47.7	6	60
AT1226	12	240	40,944	12,000	50.0	2	6,000	56.0	4	70

"AT" SERIES - 4 ELEMENT BOILER

AT1243	12	240	40,944	12,000	50.0	4	3,000	56.0	4	70
AT1644	16	240	54,592	16,000	66.7	4	4,000	72.7	3	90
AT2045	20	240	68,240	20,000	83.3	4	5,000	89.3	2	100
AT2446	24	240	81,888	24,000	100.0	4	6,000	106.0	1	125

"AT" SERIES - MODULAR BOILER CONFIGURATIONS

AT2800 (A)	28	240	95,536*	-	-	-	-	-	-	-
AT3200 (B)	32	240	109,184*	-	-	-	-	-	-	-
AT4000 (C)	40	240	136,480*	-	-	-	-	-	-	-

STANDARD EQUIPMENT: Painted Steel Jacket, Mounting Brackets, Neon Indicator Lights, Safety Limit Control (High Limit - Fixed Temp), Gasket, Heating Element, Control Board, RTD Sensor, Neutral Terminal Block, Ground Connection Lug, Relief Valve - 30 p.s.i., Temperature/Pressure Gauge, Cast Iron Heat Exchanger 2 or 4 Element, Control Panel Assembly 2 or 4 Element. Circuit Breaker 15A - 1 Pole, Circuit Breaker 40A - 2 Pole, and Load Center Assembly.

* 2 Piece Boiler System - Ratings are combined system values. Reference individual boiler specifications.

(A) 2 Piece Boiler System consisting of (1) AT1243 & (1) AT1644

(B) 2 Piece Boiler System consisting of (2) AT1644

(C) 2 Piece Boiler System consisting of (2) AT2045

(1) Allows for 6A control and accessory load in addition to heat load.

(2) Type "THW" wire, copper only, check local codes (sizes taken from C.E.C. Table 2 & N.E.C. Table 310-16)

(3) Actual wire and breakers need to be sized based on specific installation requirements in accordance with National Electrical Code (NEC), Canadian Electrical Code (CEC) and local codes (where applicable).

Specifications subject to change without notice.



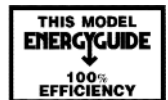
P.O. Box 4729 • Utica, New York 13504
Ph: (315) 797-1310 • Fax: (315) 724-9319
E-mail: info@ecrinternational.com
Web: www.argocontrols.com



Tested For 30 LBS
ASME
Working Pressure



Canadian Institute of Plumbing & Heating



CRN#A5153.31247890TYN

USA Contractor Assistance:
800-325-5479